





District Health Assessment for Multiple District 107 through June 2025

		Clubs							Membership							Member Strength		Cancellation		Reports			Finance	Leadership			
District Name	Status/ Number of Months in Status *	Active Clubs	Clubs in Status Quo	Total Clubs	% Status Quo Clubs in Financial Suspension	New Clubs	Cancelled Clubs	YTD Net Club Gain/Loss	Current Members In Active Clubs	Current Members In Status Quo Clubs	Current Total Members Count	YTD Add	YTD Drop	YTD NetGrowth (includes Active and Status Quo)	YTD NetGrowth% (includes Active and Status Quo)	Member Count 12 Months Ago	Average Member Count Per Club	% of Clubs with less than 20 members	Average Cancelled Club Age	Members Lost Due to Cancelled Clubs	% of Clubs Reporting Service	% No MMR in 3 Months	% No Officer Report in 12 months	% of Clubs with balance 90+ days	Number of Zone Chairs Recorded	Number of Region Chairs Recorded	District Officers Vacancies **
107 A		72	0	72	0%	1	6	-5	1676	0	1676	107	222	-115	-6.42%	1,790	23	35%	38	49	63%	21%	0%	0%	14	4	
107 B	T(24)	41	0	41	0%	0	0	0	778	0	778	47	65	-18	-2.26%	796	19	54%	0	0	66%	15%	0%	2%	8	3	
107 C		74	0	74	0%	0	1	-1	1699	0	1699	113	156	-43	-2.47%	1,742	23	28%	64	0	59%	8%	0%	1%	11	0	
107 D	T(14)	50	0	50	0%	0	2	-2	1130	0	1130	73	126	-53	-4.48%	1,183	23	46%	18	0	78%	10%	0%	2%	9	0	
107 E		66	0	66	0%	0	2	-2	1357	0	1357	68	125	-57	-4.03%	1,414	21	44%	45	15	88%	32%	0%	3%	11	0	
107 F		56	0	56	0%	1	0	1	1270	0	1270	63	101	-38	-2.91%	1,308	23	34%	0	0	59%	36%	0%	4%	9	4	
107 G	T(24)	48	0	48	0%	0	3	-3	910	0	910	59	85	-26	-2.78%	936	19	54%	47	0	75%	21%	0%	0%	0	0	GLT
107 H	T(24)	39	0	39	0%	0	2	-2	930	0	930	63	89	-26	-2.72%	956	24	26%	47	12	100%	15%	0%	0%	8	0	
107 I	T(24)	44	0	44	0%	0	1	-1	821	0	821	51	68	-17	-2.03%	838	19	61%	52	0	70%	23%	0%	2%	8	3	
107 K	T(24)	37	0	37	0%	0	1	-1	859	0	859	42	95	-53	-5.81%	912	23	30%	54	21	81%	16%	0%	3%	6	4	
107 L	T(24)	34	0	34	0%	1	1	0	780	0	780	67	82	-15	-1.89%	794	23	41%	55	13	94%	12%	0%	0%	8	4	
107 M	T(2)	54	0	54	0%	0	1	-1	1248	0	1248	77	108	-31	-2.42%	1,279	23	37%	56	9	80%	22%	0%	2%	10	4	
107 N		66	0	66	0%	0	0	0	1313	0	1313	92	120	-28	-2.09%	1,341	20	59%	0	0	83%	26%	0%	0%	11	0	
107 O	T(24)	49	0	49	0%	0	1	-1	854	0	854	41	77	-36	-4.04%	888	17	61%	60	18	59%	39%	0%	2%	15	0	
		730	0	730	0%	3	21	-18	15625	0	15625	963	1519	-556	-3.44%	16,177	21	43%	44	137	74%	22%	0%	2%	128	26	




District Health Assessment for Multiple District 107 through June 2025

 Status/ District Name of Months in Status *		Clubs							Membership							Member Strength		Cancellation		Reports			Finance		Leadership		
		Active Clubs	Clubs in Status Quo	Total Clubs	% Status Quo Clubs in Financial Suspension	New Clubs	Cancelled Clubs	YTD Net Club Gain/ Loss	Current Members In Active Clubs	Current Members In Status Quo Clubs	Current Total Members Count	YTD Add	YTD Drop	YTD NetGrowth (includes Active and Status Quo)	YTD NetGrowth% (includes Active and Status Quo)	Member Count 12 Months Ago	Average Member Count Per Club	% of Clubs with less than 20 members	Average Cancelled Club Age	Members Lost Due to Cancelled Clubs	% of Clubs Reporting Service	% No MMR in 3 Months	% No Officer Report in 12 months	% of Clubs with balance 90+ days	Number of Zone Chairs Recorded	Number of Region Chairs Recorded	District Officers Vacancies **
109 A	T(24)	44	0	44	0%	0	4	-4	1057	0	1057	88	95	-7	-0.66%	1,064	24	45%	52	10	43%	45%	0%	27%	4	0	
109 B	T(24)	29	0	29	0%	0	0	0	630	0	630	38	73	-35	-5.26%	665	22	34%	0	0	59%	45%	7%	14%	1	0	2nd VDG,GLT
		73	0	73	0%	0	4	-4	1687	0	1687	126	168	-42	-2.43%	1,729	23	41%	52	10	49%	45%	3%	22%	5	0	




District Health Assessment for District 120 through June 2025

		Clubs							Membership							Member Strength		Cancellation		Reports			Finance	Leadership			
District Name	Status/ Number of Months in Status *	Active Clubs	Clubs in Status Quo	Total Clubs	% Status Quo in Financial Suspension	New Clubs	Cancelled Clubs	YTD Net Club Gain/Loss	Current Members In Clubs	Current Members In Status Quo Clubs	Current Total Members Count	YTD Add	YTD Drop	YTD NetGrowth (includes Active and Status Quo)	YTD NetGrowth% (includes Active and Status Quo)	Member Count 12 Months Ago	Average Member Count Per Club	% of Clubs with less than 20 members	Average Cancelled Club Age	Members Lost Due to Cancelled Clubs	% of Clubs Reporting Service	% No MMR in 3 Months	% No Officer Report in 12 months	% of Clubs with balance 90+ days	Number of Zone Chairs Recorded	Number of Region Chairs Recorded	District Officers Vacancies **
120	T(24)	56	0	56	0%	0	4	-4	1016	0	1016	49	131	-82	-7.47%	1,099	18	50%	19	31	16%	29%	0%	5%	9	4	GLT
		56	0	56	0%	0	4	-4	1016	0	1016	49	131	-82	-7.47%	1,099	18	50%	19	31	16%	29%	0%	5%	9	4	



District Health Assessment for District 131 through June 2025

		Clubs							Membership							Member Strength		Cancellation		Reports			Finance	Leadership			
District Name	Status/ Number of Months in Status *	Active Clubs	Clubs in Status Quo	Total Clubs	% Status Quo in Financial Suspension	New Clubs	Cancelled Clubs	YTD Net Club Gain/Loss	Current Members In Active Clubs	Current Members In Status Quo Clubs	Current Total Members Count	YTD Add	YTD Drop	YTD NetGrowth (includes Active and Status Quo)	YTD NetGrowth% (includes Active and Status Quo)	Member Count 12 Months Ago	Average Member Count Per Club	% of Clubs with less than 20 members	Average Cancelled Club Age	Members Lost Due to Cancelled Clubs	% of Clubs Reporting Service	% No MMR in 3 Months	% No Officer Report in 12 months	% of Clubs with balance 90+ days	Number of Zone Chairs Recorded	Number of Region Chairs Recorded	District Officers Vacancies **
131	P	37	0	37	0%	1	0	1	739	0	739	58	48	10	1.37%	729	20	46%	0	0	65%	38%	5%	11%	0	0	
		37	0	37	0%	1	0	1	739	0	739	58	48	10	1.37%	729	20	46%	0	0	65%	38%	5%	11%	0	0	



District Health Assessment for Ident 5891 - REP OF LATVIA - UND through June 2025

Status/ District Name of Months in Status *		Clubs							Membership							Member Strength		Cancellation		Reports			Finance	Leadership			
		Active Clubs	Clubs in Status Quo	Total Clubs	% Status Quo Clubs in Financial Suspension	New Clubs	Cancelled Clubs	YTD Net Club Gain/ Loss	Current Members In Active Clubs	Current Members In Status Quo Clubs	Current Total Members Count	YTD Add	YTD Drop	YTD NetGrowth (includes Active and Status Quo)	YTD NetGrowth% (includes Active and Status Quo)	Member Count 12 Months Ago	Average Member Count Per Club	% of Clubs with less than 20 members	Average Cancelled Club Age	Members Lost Due to Cancelled Clubs	% of Clubs Reporting Service	% No MMR in 3 Months	% No Officer Report in 12 months	% of Clubs with balance 90+ days	Number of Zone Chairs Recorded	Number of Region Chairs Recorded	District Officers Vacancies **
Ident 5891 - REP OF LATVIA		3	0	3	0%	0	3	-3	21	0	21	1	14	-13	-38.24%	34	7	100%	23	9	0%	100%	0%	0%	0	0	
		3	0	3	0%	0	3	-3	21	0	21	1	14	-13	-38.24%	34	7	100%	23	9	0%	100%	0%	0%	0	0	

* - District Status: P - Provisional, T - Transitional.
** - District Officers Vacancies: DG - District Governor, 1st VDG - First Vice District Governor, 2nd VDG - Second Vice District Governor.